

QUARTERLY REPORT OF REVENUE AND OTHER RECEIPTS

Department : PROVINCIAL ENVIRONMENT AND NATURAL RESOURCES OFFICE
 Agency/Entity :
 Operating Unit :
 Organization Code (UACS) :
 Fund Cluster : 01 - REGULAR AGENCY FUND

Classification/Sources of Revenue and Other Receipts	UACS CODE	REVENUE TARGET (Annual) per BESF	Actual Revenue and Other Receipts Collections					TOTAL	Remittance to BTr	Deposited with AGDB	Total	Variance		Remarks
			1st Quarter	2nd Quarter	3rd Quarter	4th Quarter						Amount	%	
			4	5	6	7	8=(4+5+6+7)					9	10	
REGIONAL OFFICE														
A. Regular Agency Fund (Fund Cluster Code 01)														
A.1. Revenue Collections		3,070,992.00	1,949,039.28	766,945.40	311,899.22	511,240.60	3,539,124.50	3,539,124.50	-	3,539,124.50	468,132.50	15%		
A.1.1 Cash Revenue		3,070,992.00	1,949,039.28	766,945.40	311,899.22	511,240.60	3,539,124.50	3,539,124.50	-	3,539,124.50	468,132.50	15%		
Tax		3,700.00	-	-	-	1,376.90	1,376.90	1,376.90	-	1,376.90	(2,323.10)	-63%		
Tax on Forest Products	40103060 00	3,700.00	-	-	-	1,376.90	1,376.90	1,376.90	-	1,376.90	(2,323.10)	-63%		
Non-Tax		3,067,292.00	1,949,039.28	766,945.40	311,899.22	509,863.70	3,537,747.60	3,537,747.60	-	3,537,747.60	470,455.60	15%		
Other Permit Fees	40201010 99	165,378.00	7,527.50	16,956.00	92,005.97	41,480.00	157,969.47	157,969.47		157,969.47	(7,408.53)	-4%		
Registration Fees	40201020 00	33,262.00	39,280.00	17,140.00	12,200.00	19,160.00	87,780.00	87,780.00		87,780.00	54,518.00	164%		
Certification Fees	40201040 02	241,070.00	80,550.00	74,900.00	77,925.00	83,512.00	316,887.00	316,887.00		316,887.00	75,817.00	31%		
Legal Fees	40201090 00	300.00	200.00	400.00	200.00	150.00	950.00	950.00		950.00	650.00	217%		
Inspection Fees	40201100 00	52,020.00	13,039.74	7,600.00	9,127.54	8,017.77	37,785.05	37,785.05		37,785.05	(14,234.95)	-27%		
Other Processing Fees	40201130 99	215,816.00	21,157.24	47,905.58	34,473.25	36,631.94	140,168.01	140,168.01		140,168.01	(75,447.99)	-35%		
Fines and Penalties - Service Income	40201140 00	20,000.00	-	1,056.00	8,334.00	-	9,390.00	9,390.00		9,390.00	(10,610.00)	-53%		
Other Service Income	40201990 99	150,000.00	27,677.56	31,596.88	33,642.00	16,336.85	109,253.29	109,253.29		109,253.29	(40,746.71)	-27%		
Rent/Lease Income	40202050 00	2,189,646.00	1,735,747.24	567,080.94	43,609.59	245,946.29	2,592,384.06	2,592,384.06		2,592,384.06	402,738.06	18%		
Sale of Unserviceable equipment	40601020 00	-	-	-	-	8,688.50	8,688.50	8,688.50		8,688.50	8,688.50			
Gain on Sale of Property, Plant and Equipment	40501040 00	-	-	-	-	-	-	-		-	-			
Miscellaneous Income (e.g., liquidated damages, proceeds from sale of unserviceable PPE, etc.)	40609990 00	-	23,860.00	2,310.00	381.87	49,940.35	76,492.22	76,492.22		76,492.22	76,492.22			
A.1.2 Non-Cash Revenue														
Tax														
Non-Tax														
Collections effected through outright deductions from claims														
Miscellaneous Income (e.g., liquidated damages)	40609990 00													
A.2. Non-Revenue Collections/Other Receipts			667,136.11	273,821.00	122,551.67	329,258.61	1,392,767.39	1,392,767.39	-	1,392,767.39	1,392,767.39			
A.2.1 Cash Receipts			667,136.11	273,821.00	122,551.67	329,258.61	1,392,767.39	1,392,767.39	-	1,392,767.39	1,392,767.39			
Others			667,136.11	273,821.00	122,551.67	329,258.61	1,392,767.39	1,392,767.39	-	1,392,767.39	1,392,767.39			
Refund of Cash Advances	10101010 00		-	-	-	-	-	-		-	-			

QUARTERLY REPORT OF REVENUE AND OTHER RECEIPTS


Department : PROVINCIAL ENVIRONMENT AND NATURAL RESOURCES OFFICE
 Agency/Entity :
 Operating Unit :
 Organization Code (UACS) :
 Fund Cluster : 01 - REGULAR AGENCY FUND


Classification/Sources of Revenue and Other Receipts	UACS CODE	REVENUE TARGET (Annual) per BESF	Actual Revenue and Other Receipts Collections					Remittance to BTr	Deposited with AGDB	Total	Variance		Remarks
			1st Quarter	2nd Quarter	3rd Quarter	4th Quarter	TOTAL				Amount	%	
1	2	3	4	5	6	7	8=(4+5+6+7)	9	10	11=(9+10)	12=(8-3)	13 = (12 / 3)	14
Refund of Overpayments	30101010 00	-	-	-	-	-	-	-	-	-	-	-	
Disallowances	30101010 00	-	-	-	-	-	-	-	-	-	-	-	
Receivables - Disallowances/Charges	10305010 00	-	639,884.00	273,821.00	104,801.67	47,448.64	1,065,955.31	1,065,955.31		1,065,955.31	1,065,955.31		
Advances to Special Disbursing Officer	19901030 00	-	17,730.65	-	15,500.00	-	33,230.65	33,230.65		33,230.65	33,230.65		
Advances to Officers and Employees	19901040 00	-	6,750.00	-	2,250.00	9,951.00	18,951.00	18,951.00		18,951.00	18,951.00		
Guaranty/Security Deposits Payable	20401040 00	-	-	-	-	227,110.00	227,110.00	227,110.00		227,110.00	227,110.00		
Salaries and Wages - Regular	50101010 00	-	-	-	-	9,568.50	9,568.50	9,568.50		9,568.50	9,568.50		
Due to BIR	20201010 00	-	2,771.46	-	-	-	2,771.46	2,771.46		2,771.46	2,771.46		
Due to GSIS	20201020 00	-	-	-	-	30,260.47	30,260.47	30,260.47		30,260.47	30,260.47		
Other Professional Services	50211990 00	-	-	-	-	4,800.00	4,800.00	4,800.00		4,800.00	4,800.00		
Insurance Expense	50215030 00	-	-	-	-	120.00	120.00	120.00		120.00	120.00		
Restitution of loss		-	-	-	-	-	-	-		-	-		
Others (e.g. AWOP)		-	-	-	-	-	-	-		-	-		
A.2.2 Non-Cash Receipts		-	-	-	-	-	-	-		-	-		
Collections effected through outright deductions from claims													
Overpayment of expenses													
TOTAL REGIONAL OFFICE		3,070,992.00	2,616,175.39	1,040,766.40	434,450.89	840,499.21	4,931,891.89	4,931,891.89	-	4,931,891.89	1,860,899.89		


Certified Correct:

Recommending Approval:

Approved:


 REYNALDO R. PLAZA
 Chief, Accounting Section


 SARAH P. PAREJO
 Chief, Management Services Division
 Director of Financial Management Services (FMS) or Equivalent


 ACHILLES ANTHONY C. EBON
 OIC, PENR Officer
 Agency/Entity Head or Authorized Representative

Date: January 4, 2022

Date: January 4, 2022

Date: January 4, 2022